

Beef + Lamb New Zealand Knowledge Hub

B+LNZ's Knowledge Hub offers a wealth of farming-related information, tools, and resources for you to choose from. It covers various topics from farm management to personal well-being. There are a wide range of resource types, and B+LNZ works with subject matter experts and farmers to ensure the information is up to date and practical.



beef+lamb
new zealand



Check it out here!

 www.knowledgehub.co.nz

Factsheets | Videos | Resource books | Learning modules | Online tools and more

Education Page

The following are resources and online support to help you integrate sheep and beef into your education programme, as well as links to career training.

 [Vocational training](#)

 [School support](#)

 [Teaching resources](#)

Explore Industry Data


B+LNZ provides a range of interactive tools to help with planning and business decisions.

 [Economic reports](#)

Farm Data & Industry Production

Keep up-to-date with industry inputs and trends to build a complete picture of your farm and our sector.


 [Price trend graphs](#)

 [Industry production trends](#)

Global Indicators

Find out more about factors that can affect pricing in our sector. B+LNZ monitors activity and trends to help our sector forecast future price activity, mitigate risk and identify opportunities.

Connecting Schools and Training Providers to Farm


Connect with sheep and beef farms for visits or guest speakers. To be connected to the right people and farmers who are willing to share their experiences please complete **this survey**. 

Export Stats

Find out the latest values and volumes of lamb, beef and wool exported globally by region.

Interactive Tools

B+LNZ has developed a range of handy tools to help farmers, meat processors, advisors and others with planning and business decisions.

 [Lambing Calculator](#) | [Lambing Calendar](#)
[Benchmarking tool](#) | [Meat Export tool](#)

Set up an account with Beef+Lamb NZ

Registering with Beef+Lamb NZ allows you to save resources, modules etc on your dashboard for easy access. You can also use the search bar to find resources of interest such as the Annual reports

 [Click here to set up an account](#) 

Beef + Lamb New Zealand


Online Learning Modules

Online learning modules (e-learning modules) are self contained digital workshops. They include multiple media types such as video, text, quizzes, and links to further resources. Users can work through modules at their own pace.

Here are some examples:



Ewe Body Condition Scoring



Animal welfare on farms



Understanding your soils



Wormwise: managing sheep and worms



Principles of feeding: from lambing to weaning




Native biodiversity




Understanding our environment



Responding to a changing climate



Freshwater ecosystem health



Business Planning